



Balleby Jensen

PRICE LIST

NOV. 2021

ANIMO

DEDICATED TO EVERY CUP



ABOUT ANIMO

We make premium-quality coffee equipment and vending systems that are user-friendly, durable and convenient to maintain. Our machines deliver a wide range of fresh, hot beverages time after time. Everything from freshly ground espresso, cappuccino or latte macchiato to tea, hot chocolate and instant soup. We've been doing business for over 72 years in more than 100 countries worldwide.

Because good coffee takes a good machine. And a good machine takes experience, expertise and dedication.

DEDICATED TO EVERY CUP

Follow us



SUSTAINABLE AND RESPONSIBLE CHOICE

Animo is aware of the general interest into the demand of sustainable manufacturing and it wants to make its contribution to enhance corporate social responsibility (CSR) in the chain of values. Animo feels strongly about sustainable profit and continuity in line with the responsibility for the environment, society and work.

Right from its foundation, Animo has worked with high-quality stainless steel, not only indestructible, but a 100% recyclable raw material as well. Animo has paid attention to saving energy, both short and long term, with the motto: “Recycle to the Max”, and is allied with Dutch organizations weee[®] Nederland, CSR the Netherlands NVLG and FME.

For more information: www.animo.eu > about Animo > CSR



PRICE LIST INDEX

COFFEE PER JUG	M-line - Coffee brewers for jugs	6
	M-line - Coffee brewers for thermos jugs	8
	M-line - Accessories	11
	M-line Combinations	16
BULK BREWERS	ComBi-line - Bulk brewers	19
	ComBi-line - Bulk brewers + hot water	21
	ComBi-line - Flow water heaters	22
	ComBi-line - Accessories	23
WATER BOILERS	WKI - Water boilers	28
SERVING TROLLEYS	Serving trolleys	30
	Serving trolleys - Accessories	34
CONTAINERS	CE / CI - Containers	36
	CE / CI - Containers accessories	37
	Food containers	39
BEVERAGE HEATERS	Beverage heaters	40
	Filter systems	42
	Cleaning products	43
	Filter paper	44
COFFEE PER JUG	Excelso - Coffee brewers	47
	Excelso - Accessories	48
STILL WATER	OptiCool / OptiCool TS	49
PERCOLATORS	Animo Professional	50
	Dimensions and weight equipment	52
	Notes	54

M-line - COFFEE BREWERS FOR JUGS

Article no. Price in DKK



M100

manual filling

Coffee brewer with 2 glass jugs 1.8 ltr. and 2 self-regulating hot plates.

Electrical connection: 1N~230V/2250W/50-60Hz

Hour capacity: 144 cups (18 ltr.)

Dimensions: W=205, D=380, H=625 (incl. glass jug on top)

Available in two colours: Black
Blue

10502 ■ 4.030,-
10500 ■ 4.030,-



M200

with water connection

Coffee brewer with 2 glass jugs 1.8 ltr. and 2 self-regulating hot plates.

Electrical connection: 1N~230V/2250W/50-60Hz

Hour capacity: 144 cups (18 ltr.)

Dimensions: W=205, D=380, H=625 (incl. glass jug on top)

Colour : Black

10552 5.156,-



M102

manual filling

Coffee brewer with 4 glass jugs 1.8 ltr. and 4 self-regulating hot plates. Double brewing capacity.

Electrical connection: 1N~230V/3500W/50-60Hz

Hour capacity: 224 cups (28 ltr.)

Dimensions: W=420, D=380, H=625 (incl. glass jugs on top)

Colour: Black

10512 8.765,-

The eye-catching features of the M - LINE are: basket filter with a leak stop, jug detector, acoustic signal, which indicates when the coffee is ready, descale indicator, double dry boil safety guard and electronic PC-board.

All brewers on page 6 + 7 are made of CrNi 18/9 stainless steel and synthetic material. They are supplied with coffee measuring cup, scale and coffee remover and filter paper 90/250 (art.no. 01088).

The brewers operate with a continuous flow water boiler.

M-line - COFFEE BREWERS FOR JUGS



M202

with water connection

Coffee brewer with 4 glass jugs 1.8 ltr. and 4 self-regulating hot plates. Double brewing capacity.

Electrical connection: 1N~230V/3500W/50-60Hz
Hour capacity: 224 cups (28 ltr.)
Dimensions: W=420, D=380, H=625 (incl. glass jugs on top)
Colour: Black

Article no.

Price in DKK

10562

10.890,-



M200W

with water connection

Coffee brewer with 2 glass jugs 1.8 ltr. and 2 self-regulating hot plates. Separate water boiler with no-drip tap. Incl. drip tray.

Electrical connection: 1N~230V/3350W/50-60Hz
Hour capacity: coffee 112 cups (14 ltr.)
Hour capacity: hot water 128 cups (16 ltr.)
Dimensions: W=420, D=380, H=625 (incl. glass jug on top)
Colour: Black

10557

11.810,-



M202W

with water connection

Coffee brewer with 4 glass jugs 1.8 ltr. and 4 self-regulating hot plates. Double brewing capacity. Separate water boiler with no-drip tap. Incl. drip tray.

Electrical connection: 3N~400V/6600W/50-60Hz
Hour capacity coffee: 288 cups (36 ltr.)
Hour capacity hot water: 168 cups (21 ltr.)
Dimensions: W=620, D=380, H=625 (incl. glass jugs on top)
Colour: Black

10567

17.526,-

For accessories see page 11 until 15.

M-line - COFFEE BREWERS FOR THERMOS JUGS



MT100

manual filling

Coffee brewer for thermos jug with pump 2.1 ltr.
Incl. Thermos jug with pump 2.1 ltr.

Electrical connection: 1N~230V/2100W/50-60Hz
Hour capacity: 144 cups (18 ltr.)
Dimensions: W=205, D=380, H=595
Available in two colours: Black
Blue

Article no.

Price in DKK

10522 ■ 4.350,-
10520 ■ 4.350,-



MT100 POUCH

manual filling

Coffee brewer for thermos jug with pump. Equipped with filter for coffee pouches. Incl. Thermos jug with pump 2,1 ltr.

Electrical connection: 1N~230V/1600W/50-60Hz
Hour capacity: 112 cups (14 ltr.)
Dimensions: W=205, D=380, H=575
Colour: Black

1003508 Skaffevare



MT200

with water connection

Coffee brewer for thermos jug with pump 2.1 ltr.
Incl. Thermos jug with pump 2.1 ltr.

Electrical connection: 1N~230V/2100W/50-60Hz
Hour capacity: 144 cups (18 ltr.)
Dimensions: W=205, D=380, H=585
Colour: Black

10572 6.050,-

The eye-catching features of the M-LINE are: basket filter with a leak stop, jug detector, acoustic signal, which indicates when the coffee is ready, descale indicator, double dry boil safety guard and electronic PC-board.

All brewers on page 8, 9 and 10 are made of CrNi 18/9 stainless steel and synthetic material. They are supplied with coffee measuring cup, scale and coffee fur remover and filter paper 90/250 (art.no. 01088). The brewers operate with a continuous flow water boiler.

M-line - COFFEE BREWERS FOR THERMOS JUGS



MT100v

manual filling

Coffee brewer for thermos jug. Adjustable in height. Incl. synthetic drip tray for thermos jug. Incl. Thermos jug.

Electrical connection: 1N~230V/2100W/50-60Hz
 Hour capacity: 144 cups (18 ltr.)
 Dimensions: W=205, D=380, H=min=540/max=650
 Jug height: min=275/max=385
 Colour: Black



MT200v

with water connection

Coffee brewer for thermos jug. Adjustable in height. Incl. synthetic drip tray for thermos jug. Incl. Thermos jug.

Electrical connection: 1N~230V/2100W/50-60Hz
 Hour capacity: 144 cups (18 ltr.)
 Dimensions: W=205, D=380, H=min=530/max=640
 Jug height: min=275/max=385
 Colour: Black



MT200Wp

with water connection

Coffee brewer for thermos jug with pump 2.1 ltr. With separate water boiler with no-drip tap. Incl. drip tray and extra synthetic drip tray. Incl. thermos jug with pump.

Electrical connection: 1N~230V/3200W/50-60Hz
 Hour capacity coffee: 112 cups (14 ltr.)
 Hour capacity hot water: 128 cups (16 ltr.)
 Dimensions: W=420, D=380, H=595
 Colour: Black

Article no.

Price in DKK

10537

6.360,-

10587

7.885,-

10547

12.935,-

For accessories see page 11 until 15.

M-line - COFFEE BREWERS FOR THERMOS JUGS

Article no. Price in DKK



MT200W

with water connection

Coffee brewer for thermos container. With separate water boiler with no-drip tap. Incl. 1 thermos container 2.4 ltr., drip tray and extra synthetic drip tray for thermos container.

Electrical connection: 1N~230V/3200W/50-60Hz
Hour capacity coffee: 112 cups (14 ltr.)
Hour capacity hot water: 128 cups (16 ltr.)
Dimensions: W=420, D=380, H=650
Colour: Black

10577

13.025,-



MT202W

with water connection

Coffee brewer with double capacity for use with 2 thermos containers. With separate water boiler with no-drip tap. Incl. 2 thermos containers 2.4 ltr., drip tray and extra synthetic drip trays for thermos containers.

Electrical connection: 3N~400V/6300W/50-60Hz
Hour capacity coffee: 288 cups (36 ltr.)
Hour capacity hot water: 168 cups (21 ltr.)
Dimensions: W=620, D=380, H=650
Colour: Black

10582

20.755,-

For accessories see page 11 until 15.

M-line - ACCESSORIES



M21

Self-regulating hot plate suitable for 1 jug (glass, stainless steel or plastic with stainless steel bottom).

Electrical connection: 1N~230V/70W/50-60Hz

Dimensions: W=205, D=200, H=75 (Excl. glass jug)

Colour: Black



M22

Self-regulating hot plate suitable for 2 jugs (glass, stainless steel or plastic with stainless steel bottom).

Electrical connection: 1N~230V/140W/50-60Hz

Dimensions: W=205, D=380, H=75 (Excl. glass jug)

Colour: Black



Glass jug Schott "ANIMO" 1.8 ltr. with filling / pouring lid

1 jug

Filling / pouring lid





Article no. Price in DKK

10592 922,-

10597 1.521,-

08208 195,-

08970 40,-

		Article no.	Price in DKK
	<p>Stainless steel jug 1.8 ltr. Dimensions ØxH: 130x180 mm.</p>	08183	350,-
	<p>Thermos jug 1.85 ltr. For MT100v and MT 200v Dimensions ØxH: 150x310 mm.</p>	08304	483,-
	<p>Filling lid</p>	08190	99,-
	<p>Thermos jug with pump 2.1 ltr. Stainless steel inner lining For MT100, MT200, MT100v, MT200Wp and MT200v Dimensions ØxH: 155x455 mm. (336 mm open lid) Dispensing height: 305 mm. Colours: Stainless steel</p>	10419	740,-
	<p>Thermos jug with pump 2.1 ltr. Glass inner lining For MT100, MT200, MT100v, MT200Wp and MT200v Dimensions ØxH: 155x455 mm. (336 mm open lid) Dispensing height: 305 mm. Colours: Stainless steel</p>	10420	720,-

M-line - ACCESSORIES



Thermos container 2.4 ltr.

With no-drip tap, filling lid, gauge glass and integrated handle and stainless steel body. Supplied with an extra gauge glass and cleaning brush behind the gauge glass safety cap. For MT100/200v, MT100/200W and MT202W
Dimensions ØxH: 175x386 mm.
Dispensing height: 90 mm.

Filling lid



Thermos jug 1.0 ltr.

Stainless steel inner lining.
Dimensions (ØxH): 142x165 mm. (without lid)

Thermos jug 1.5 ltr.

Stainless steel inner lining.
Dimensions (ØxH) : 142x190 mm. (without lid)

Thermos jug 2.0 ltr.

Stainless steel inner lining.
Dimensions (ØxH) : 142x222 mm. (without lid)



Thermos jug buffet

Suitable for 2 thermos jugs with pump 2.1 ltr.
Dimensions: W=650, D=350, H=155

Article no. Price in DKK

50241 2.385,-

1002116 151,-








08436 272,-

08419 299,-

08420 322,-

10425 1.077,-

M-line - ACCESSORIES

	Article no.	Price in DKK
 <p>Drip tray For M200W, M202W Dimensions: W=210, D=92, H=63</p>	12699	990,-
 <p>Drip tray For MT200W, MT202W Dimensions: W=210, B=92, H=38</p>	12698	794,-
 <p>Synthetic drip tray For thermos container 2.4 ltr. Black</p>	07942	90,-
 <p>Basket filter 90/250 with leak stop Black</p>	99232	269,-
 <p>Basket filter for coffee pouches Black</p>	1002750	255,-
 <p>Permanent (microfine) filter For basket filter 90/250</p>	01060	596,-
 <p>Basket filter paper 90/250 1 carton (1000 Sheets)</p>	01088	205,-

M-line - ACCESSORIES

Article no. Price in DKK



Water measuring cup 2.2 ltr.

08341 175,-



Coffee measuring cup, 80 gr.

08090 30,-

Article no. Price in DKK



Counter water boiler WKT 3n with level indication

Water boiler for tea, grog, instant soup etc.
Water temperature set at 96°C. With drip tray.

WKT 3n HA

manual filling

Electrical connection: 1N~230V/2100W/50-60Hz
Hour capacity: 168 cups (21 ltr.)
Water dispensing in 1 run: ca. 2.5 ltr.
Dimensions: W=215, D=280, H=445 (incl. drip tray)
Dispensing height: 60 mm / without drip tray 225 mm

30100 4.735,-

WKT 3n VA

with water connection

Electrical connection: 1N~230V/2100W/50-60Hz
Hour capacity: 168 cups (21 ltr.)
Water dispensing in 1 run: ca. 2.5 ltr.
Dimensions: W=215, D=280, H=445 (incl. drip tray)
Dispensing height: 60 mm / without drip tray 225 mm

30101 5.985,-



Counter water boiler WKT 5n with level indication

Water boiler for tea, grog, instant soup etc.
Water temperature set at 96°C. With drip tray.

WKT 5n HA

manual filling

Electrical connection: 1N~230V/2100W/50-60Hz
Hour capacity: 168 cups (21 ltr.)
Water dispensing in 1 run: ca. 4.5 ltr.
Dimensions: W=215, D=280, H=575 (incl. drip tray)
Dispensing height: 60 mm / without drip tray 225 mm

1003699 5.100,-

WKT 5n VA

with water connection

Electrical connection: 1N~230V/2100W/50-60Hz
Hour capacity: 168 cups (21 ltr.)
Water dispensing in 1 run: ca. 4.5 ltr.
Dimensions: W=215, D=280, H=575 (incl. drip tray)
Dispensing height: 60 mm / without drip tray 225 mm

1004095 6.385,-

M-line - COMBINATIONS

Article no. Price in DKK



Coffee cup heater KKWn

The cup heater is made of CrNi 18/9 stainless steel and consists of two compartments which can be used separately.

Electrical connection: 1N~230V/140W/50-60Hz

Dimensions: W=300, D=430, H=585 (without cups)

70037

5.695,-



Coffee cup heater KKWn, with the sides in black

The cup heater is made of CrNi 18/9 stainless steel and consists of two compartments which can be used separately.

Electrical connection : 1N~230V/140W/50-60Hz.

Dimensions (WxDxH) : 300x430x585 mm. (without cups)

1003334

5.695,-

All AROMATIC combinations are made of CrNi 18/9 stainless steel and are modular, so they can be combined with each other and with the M-line mentioned on page 6 - 7.



reddot award 2018
winner

ComBi-line - BULK BREWERS

Who doesn't love great coffee? A fresh cup, with the right taste, at the right temperature. The perfect coffee doesn't necessarily have to be brewed per cup. It can also come in great quantities. All you need is a great machine. That's why Animo designed the ComBi-line. It's our new and improved high-quality coffee machine that brews the best filter coffee in a short time. It's reliable and flexible in every thinkable situation. Even when you're serving large quantities.

SALES SPECIFICATIONS

- Original filter coffee with great taste
- New design with aluminium front and flexible customisation
- Very safe to use (CB certified)
- Reliable performance
- Easy maintenance
- User-friendly operation
- Prewet and pulse brew
- Also perfect for large volumes of tea
- Insulated stainless steel boiler
- Energy saving mode (WV models)
- Developed with care for the future
- Plug and play: first installation
- Capacitive touch user interface
- Coffee ready signal and display notification
- New tap (for different labels)
- Timer to pre-schedule brewing process
- Coffee dosing guidelines for the perfect taste
- Easy on-screen instructions
- Indestructible and recyclable stainless steel housing
- Strongly heat insulating double walled systems
- No-drip tap
- Synthetic filter holders
- Fixed water connection 3/4"



BEVERAGE CONTAINERS

In practice there may be some time between making and serving hot or cold beverages. In particular when large quantities are involved. To maintain the taste and quality, it is important that the beverages are kept at the right temperature. Animo beverage containers are ideal for professional use in for example hospitals, staff restaurants, sports canteens and event catering. They are available in various models.

SALES SPECIFICATIONS

- The containers are available in 5, 10, 20 and 40 litres
- Electrically heated containers
- No-drip tap
- Led-lighting in electrical containers
- Insulated lid for perfect temperature control



Article no. Price in DKK

Coffee brewer ComBi-line

Type	Electrical connection	Hour cap.	W x D x H
CB 1x 5 R	1N~230V/3125W/50-60Hz	30 ltr.	505x470x700
CB 1x10 R	3N~400V/6175W/50-60Hz	60 ltr.	590x470x790
CB 1x20 R	3N~400V/9175W/50-60Hz	90 ltr.	645x500x895

1005391	18.490,-
1005399	21.225,-
1005407	25.785,-



Type	Electrical connection	Hour cap.	W x D x H
CB 1x 5 L	1N~230V/3125W/50-60Hz	30 ltr.	505x470x700
CB 1x10 L	3N~400V/6175W/50-60Hz	60 ltr.	590x470x790
CB 1x20 L	3N~400V/9175W/50-60Hz	90 ltr.	645x500x895

1005392	18.490,-
1005400	21.225,-
1005408	25.785,-



Type	Electrical connection	Hour cap.	W x D x H
CB 2x 5	1N~230V/ 3175W/50-60Hz	30 ltr.	815x470x700
CB 2x10	3N~400V/ 6275W/50-60Hz	60 ltr.	980x470x790
CB 2x20	3N~400V/ 9275W/50-60Hz	90 ltr.	1095x500x895

1005390	23.795,-
1005398	26.795,-
1005406	33.660,-

Coffee brewer ComBi-line 40 Liter

Coffee brewer ComBi-line 40 Liter. Stainless steel front, ComBi filter, grips and drip tray.



Type	Electrical connection	Hour cap.	W x D x H
CB 1x40 R	3N~400V/18225W/50-60Hz	180 ltr.	805x685x975
CB 1x40 L	3N~400V/18225W/50-60Hz	180 ltr.	805x685x975
CB 2x40	3N~400V/18375W/50-60Hz	180 ltr.	1320x685x975

1007174	36.040,-
1007175	36.040,-
1007173	46.450,-

Possible combinations to increase the capacity

1x CB 1x 5 L	+	1x CB 1x 5 R
1x CB 1x 10 L	+	1x CB 1x 10 R
1x CB 1x 20 L	+	1x CB 1x 20 R
1x CB 1x 40 L	+	1x CB 1x 40 R

For accessories see page 23 - 27.

The coffee brewers mentioned on page 20 + 21 have been made out of stainless steel 18/9 and are supplied with 1 or 2 removable containers, synthetic filter, drip tray with grid, coffee blender, scale and coffee fur remover with funnel, extra gauge glass, gauge glass brush and basket filter paper for the first brews.

ComBi-line - BULK BREWERS + HOT WATER



Coffee brewer + hot water ComBi-line

Coffee brewer equal to the ComBiLine, with separate hot water heater and no-drip tap at the front. Fixed water connection.

Type	Electrical connection	Hour cap. Coffee/hot water	W x D x H
CB 1x 5W R	1N~230V/3425W/50-60Hz	30 ltr./33 ltr.	505x470x700
CB 1x10W R	3N~400V/6175W/50-60Hz	60 ltr./60 ltr.	590x470x790
CB 1x20W R	3N~400V/9175W/50-60Hz	90 ltr./60 ltr.	645x500x895

Article no.

Price in DKK

1005395	24.760,-
1005403	27.310,-
1005411	32.150,-



Type	Electrical connection	Hour cap. Coffee/hot water	W x D x H
CB 1x 5W L	1N~230V/3425W/50-60Hz	30 ltr./33 ltr.	505x470x700
CB 1x10W L	3N~400V/6175W/50-60Hz	60 ltr./60 ltr.	590x470x790
CB 1x20W L	3N~400V/9175W/50-60Hz	90 ltr./60 ltr.	645x500x895

1005396	24.760,-
1005404	27.310,-
1005412	32.150,-



Type	Electrical connection	Hour cap. Coffee/hot water	W x D x H
CB 2x 5W	1N~230V/3475W/50-60Hz	30 ltr./33 ltr.	815x470x700
CB 2x10W	3N~400V/6275W/50-60Hz	60 ltr./60 ltr.	980x470x790
CB 2x20W	3N~400V/9275W/50-60Hz	90 ltr./60 ltr.	1095x500x895

1005394	28.925,-
1005402	33.180,-
1005410	38.915,-

Possible combinations to increase the capacity

- 1x CB 1x 5W L + 1x CB 1x 5W R
- 1x CB 1x 10W L + 1x CB 1x 10W R
- 1x CB 1x 20W L + 1x CB 1x 20W R



Surcharge

No-drip tap at the back of the machine

99916

2.025,-



For accessories see page 23 - 27.

Article no. Price in DKK



Flow water heater ComBi-line with water connection.

Type	Electrical connection	Hour cap.	W x D x H	for*
CB 5	1N~230V/3075W/50-60Hz	30 Ltr.	235x375x725	CN5e
CB 10	3N~400V/6075W/50-60Hz	60 Ltr.	235x375x820	CN10e
CB 20	3N~400V/9075W/50-60Hz	90 Ltr.	235x375x920	CN20e

* The following combinations are also possible:
CB 5 with CE/CI 4-6, CB 10 with CE/CI 10,
CB 20 with CE/CI 12-20. See page 36 for more information.

1005393	12.380,-
1005401	13.200,-
1005409	15.400,-



Flow water heater ComBi-line 40 Liter with water connection.

Type	Electrical connection	Hour cap.	W x D x H	for
CB 40	3N~400V/18075W/50-60Hz	180 Ltr.	235x345x985	CN40e

1007176	18.830,-
---------	----------



Flow water heater + hot water ComBi-Line with fixed water connection.

Flow water heater equal to the flow water heater ComBiLine, with separate hot water heater and no-drip tap at the front.

Type	Electrical connection	Hour cap. Coffee/hot water	W x D x H	for*
CB 5W	1N~230V/3375W/50-60Hz	30 Ltr./33 Ltr.	235x490x725	CN5e
CB 10W	3N~400V/6075W/50-60Hz	60 Ltr./60 Ltr.	235x490x820	CN10e
CB 20W	3N~400V/9075W/50-60Hz	90 Ltr./60 Ltr.	235x490x920	CN20e

1005397	18.130,-
1005405	19.010,-
1005413	21.230,-

** The following combinations are also possible:
CB 5W with CE/CI 4-6, CB 10W with CE/CI 10,
CB 20W with CE/CI 12-20. See page 36 for more information.

For accessories see page 23 - 27.



Electrically heated container ComBi-Line

Transportable stackable container, foil heated with integrated gauge glass and no-drip tap. Provided with insulated lid, transport disk/ coffee blender and extra gauge glass.

Type	Electrical connection	Contents	Dim. ØxH
CN5e	1N~230V/50W/50-60Hz	5 ltr.	237x406
CN10e	1N~230V/100W/50-60Hz	10 ltr.	307x427
CN20e	1N~230V/100W/50-60Hz	20 ltr.	355x515

1005364	4.095,-
1005365	5.050,-
1005366	6.410,-



Electrically heated container ComBi-Line 40 Liter

Transportable stackable container, foil heated with integrated gauge glass and no-drip tap. Provided with stainless steel lid, grips, transport disk and coffee blender.

Type	Electrical connection	Contents	Dim. ØxH
CN40e	1N~230V/150W/50-60Hz	40 ltr.	455x562

1007177	9.670,-
---------	---------



Option

Extra no-drip tap without gauge glass on the back side of the ComBi-line container.

99912	1.512,-
-------	---------



Tap protection (optional)

Tap protection made of stainless steel for container ComBi-line.

1006494	1.223,-
---------	---------



Clip on lid (optional)

Surcharge for clip on lid for CNe and CNi.

99747	1.560,-
-------	---------

Article no. Price in DKK

**ComBi filter**

Combi filter made out of synthetic material, for container CNe/i.
Inlay included.

Container CN5e

Container CN10e

Container CN20e

1006095	1.212,-
1006096	1.405,-
1006097	1.673,-

**ComBi filter CN40e**

Combi filter made out of stainless steel, for container CN40e.
cpl. with stainless steel inlay and some basket filter paper.
280/635 - container CN40e.

99242	4.730,-
-------	---------

**Stainless steel inlay for ComBi filter CN40e**

Ø 440 - ComBi-line CN40e

15010	1.232,-
-------	---------

**Basket filter paper (500 sheets) for ComBi-line**

101 / 317 - CB 5 (W), CN5e ltr.

152 / 457 - CB 10 (W), CN10e ltr.

203 / 533 - CB 20 (W), CN20e ltr.

280 / 635 - CB 40, CN40e ltr.

01115	510,-
01116	671,-
01117	876,-
01131	1.550,-

**Permanent filter for ComBi-line**

101 / 317 - CB 5 (W), CN5e ltr.

152 / 457 - CB 10 (W), CN10e ltr.

203 / 533 - CB 20 (W), CN20e ltr.

80342	829,-
80352	994,-
80362	1.168,-

Article no. Price in DKK



Coffee blender for container CNe

- Container CN5e ltr.
- Container CN10e ltr.
- Container CN20e ltr.
- Container CN40e ltr.

56004	554,-
96001	625,-
56010	790,-
96006	925,-



Tea filter with disk for container CNe

- Container CN5e ltr.
- Container CN10e ltr.
- Container CN20e ltr.
- Container CN40e ltr.

57003	834,-
57005	880,-
57011	1.190,-
57007	1.330,-



Filling pipe for container CNe

- Container CN5e ltr.
- Container CN10e ltr.
- Container CN20e ltr.
- Container CN40e ltr.

17018	858,-
17019	870,-
17020	965,-
17004	1.220,-



Container tube with tap for container ComBi-line

To fill cups. Only for 1/2" tap. Length 1.5 m.
With "Click-on" connection for use on no-drip tap ComBi-line.

99499	1.090,-
-------	---------




S-swivelarm

With "Click-on" connection for use on no-drip tap ComBi-line.

99497	1.360,-
-------	---------

Article no. Price in DKK

**Drip tray with grid**

	W x D x H		
CB 1x5 (W) R/L	480 x 140 x 27	1006472	1.109,-
CB 1x10 (W) R/L	550 x 140 x 27	1006473	1.161,-
CB 1x20 (W) R/L	604 x 140 x 27	1006474	1.350,-
CB 2x5 (W)	769 x 140 x 27	1006475	1.350,-
CB 2x10 (W)	909 x 140 x 27	1006476	1.584,-
CB 2x20 (W)	1017 x 140 x 27	1006477	1.584,-
CB W	186 x 140 x 27	1006478	648,-
<hr/>			
	CB 1x40 R/L	763 x 220 x 27	1007598
	CB 2x40	1236 x 220 x 27	1007198

**Open base stainless steel**

with height adjustable drip tray holder

	W x D x H		
CB 1x5 (W) R/L	505 x 535 x 845	1006482	5.898,-
CB 1x10 (W) R/L	590 x 535 x 845	1006483	6.030,-
CB 1x20 (W) R/L	645 x 570 x 845	1006484	6.116,-
CB 1x40 R/L	770 x 755 x 845	10737	6.287,-
CB 2x5 (W)	815 x 535 x 845	1006485	6.233,-
CB 2x10 (W)	980 x 535 x 845	1006486	7.045,-
CB 2x20 (W)	1095 x 570 x 845	1006487	7.940,-
CB 2x40	1245 x 755 x 845	10736	8.895,-

**Wall brackets**

for wall mounting

CB 1x5 (W)	1006828	1.685,-
CB 1x10 (W)	1006832	1.685,-
CB 1x20 (W)	1006834	1.685,-
CB 2x5 (W)	1006831	1.685,-
CB 2x10 (W)	1006833	1.685,-
CB 2x20 (W)	1006835	1.685,-

Article no. Price in DKK



Base plate heightening

Base plate to increase the tap height to 335 mm

CB 1x5 (W) R/L

CB 1x10 (W) R/L

CB 1x20 (W) R/L

CB 2x5 (W)

CB 2x10 (W)

CB 2x20 (W)

1006188	1.503,-
1006190	1.638,-
1006192	1.872,-
1006189	1.881,-
1006191	2.180,-
1006193	2.799,-



CB 1x40 R/L

CB 2x40

12268	1.989,-
12269	3.195,-



Thermos jug 1.0 ltr.

Stainless steel inner lining.

08436	272,-
-------	-------

Thermos jug 1.5 ltr.

Stainless steel inner lining.

08419	299,-
-------	-------

Thermos jug 2.0 ltr.

Stainless steel inner lining.

08420	322,-
-------	-------

CLEANING PRODUCTS

For a longer life cycle, less maintenance and a better taste we strongly recommend using Animo cleaning products. See page 43.



See page 43



First aid kit ComBi-line (W)

Professional suitcase for your service technician. Contains all recommended spare parts needed for servicing the ComBi-line. Also included: technical manual, technical drawings and spare part list.

1006815	Skaffevarer
---------	-------------

WKI - WATER BOILERS

Article no.

Price in DKK



WKI

with water connection

Storage water boiler for wall mounting, with floating mechanism

With adjustable thermostat 0 - 97°C.

Type	Electrical connection	Hour cap.	Dim. ØxH
WKI 10n	1N~230V/ 3200W/50-60Hz	30 ltr.	224x520
WKI 20n 3KW	1N~230V/ 3200W/50-60Hz	30 ltr.	304x585
WKI 20n 6KW	3N~400V/ 6600W/50-60Hz	60 ltr.	304x585
WKI 40n *	3N~400V/ 9600W/50-60Hz	90 ltr.	388x685
WKI 60n *	3N~400V/ 9600W/50-60Hz	90 ltr.	388x855
WKI 80n *	3N~400V/19200W/50-60Hz	180 ltr.	445x891

30110	9.360,-
30115	9.789,-
30120	11.778,-
30125	13.455,-
30130	14.586,-
30135	17.238,-



Protective jacket WKI

Covering to reduce the surface temperature.

Protective jacket for WKI 10n

Protective jacket for WKI 20n 3KW and WKI 20n 6KW

Protective jacket for WKI 40n *

Protective jacket for WKI 60n *

Protective jacket for WKI 80n *

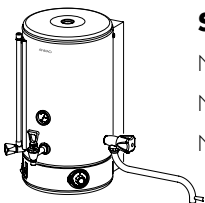
1004310	585,-
1004311	711,-
1005891	918,-
1004312	1.107,-
1005893	1.377,-



Mounting kit

To fix 2 swivel arms on the WKI. Consists of a chromium plated diminishing nipple and 2 swivel arms.

99846	4.410,-
-------	---------



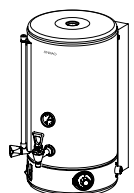
Surcharge

No-drip tap at the front, swivel arm left

No-drip tap at the front, swivel arm right

No-drip tap at the front, swivel arm left and right

99745	1.332,-
99746	1.332,-
99841	2.259,-



Surcharge

No-drip tap at the front, no swivel arm

*** Delivery on request**

99847	1.089,-
-------	---------

WKT - WATER BOILERS



Counter water boiler WKT n with level indication

Water boiler for tea, grog, instant soup etc.
Water temperature set at 96°C. With drip tray.

WKT 3n HA manual filling WKT 3n VA with water connection

Electrical connection: 1N~230V/2100W/50-60Hz
Hour capacity: 168 cups (21 ltr.)
Water dispensing in 1 run: ca 2.5 ltr.
Dimensions: W=215, D=280, H=445 (incl. drip tray)

WKT 5n HA manual filling WKT 5n VA with water connection

Electrical connection: 1N~230V/2100W/50-60Hz
Hour capacity: 168 cups (21 ltr.)
Water dispensing in 1 run: ca 4.5 ltr.
Dimensions: W=215, D=280, H=575 (incl. drip tray)

Article no. Price in DKK

30100 4.735,-
30101 5.985,-

1003699 5.100,-
1004095 6.385,-



WKT n

Water boiler for use on a counter, for tea, grog, instant soup etc.
With adjustable thermostat 0 - 96°C.

Type	Electrical connection	Hour cap.	Dim: ØxH
WKT 10n HA	1N~230V/3200W/50-60Hz	30 ltr.	225x505
WKT 20n HA	1N~230V/3200W/50-60Hz	30 ltr.	305x560
WKT 10n VA	1N~230V/3200W/50-60Hz	30 ltr.	225x505
WKT 20n VA	1N~230V/3200W/50-60Hz	30 ltr.	305x560

30145 5.525,-
30155 6.580,-
30140 6.635,-
30150 7.930,-



WKT-D

Water boiler for use on a counter, double walled. With gauge glass, adjustable thermostat 0 - 97°C, dry-boil safety guard and no-drip tap.

Type	Electrical connection	Hour cap.	Dim: ØxH
WKT-D 5n HA	1N~230V/3200W/50-60Hz	30 ltr.	237x406
WKT-D 10n HA	1N~230V/3200W/50-60Hz	30 ltr.	307x427
WKT-D 20n HA	1N~230V/3200W/50-60Hz	30 ltr.	355x515
WKT-D 5n VA	1N~230V/3200W/50-60Hz	30 ltr.	237x406
WKT-D 10n VA	1N~230V/3200W/50-60Hz	30 ltr.	307x427
WKT-D 20n VA	1N~230V/3200W/50-60Hz	30 ltr.	355x515

30040 5.905,-
30045 6.278,-
30050 7.105,-
30055 6.799,-
30060 7.448,-
30065 8.703,-

HA = manual filling VA = with water connection



Serving trolley type "J"

Serving trolley suitable for 1 container type CE/CI from 4 to 20 ltr. max.

or 1 container type CNe 5 or 10 ltr.

Supplied with centring shoulders and drip tray.

Dimensions: W=460, D=660, H=850 (without container)

Dimensions work top: W=385, D=354

Options/accessories	Max. Qty
Drawer	1
Lock for drawer	1



Serving trolley type "S"

Serving trolley suitable for 1 container type CE/CI from 4 to 25 ltr. max.

or 1 container type CNe from 5 to 40 ltr.

Supplied with centring shoulders and drip tray.

Dimensions: W=595, D=795, H=850 (without container)

Dimensions work top: W=519, D=482

Options/accessories	Max. Qty
Drawer	1
Lock for drawer	1



Serving trolley type "C"

Serving trolley suitable for 2 containers type CE/CI from 4 to 20 ltr. max.

or 1 container type CNe 5 or 10 ltr.

Supplied with centring shoulders and 2x drip tray in intermediate level.

Dimensions: W=940, D=565, H=850 (without container)

Dimensions work top: W=775, D=354

The serving trolleys on page 30, 31, 32 and 33 are made of CrNi 18/9 stainless steel and are executed with 2 fixed wheels and 2 castors, one with brake. Since every serving trolley is individually produced, every adjustment or option is possible.

Article no. Price in DKK

60004 7.075,-

68123 872,-

08093 594,-

60006 8.054,-

68118 1.105,-

08093 594,-

60001 8.858,-

SERVING TROLLEYS



Serving trolley type "JR"

Serving trolley suitable for 1 container type CE/CI from 4 to 10 ltr. max.

or 1 container type CNe 5 or 10 ltr.

Supplied with centring shoulders and drip tray round on top plate.

For approx. 96 stackable cups and saucers.

Dimensions: W=460, D=620, H=1040 (without container)

Dimensions work top: W=385, D=354

Options/accessories Max. Qty

Drawer	1	68123	872,-
Lock for drawer	1	08093	590,-
Tip-up side panel (*)	2	68008	1.455,-
Serving tray stainless steel (W=329xD=397)	5	69700	525,-
Spoon holder	1	69703	470,-
Bottle holder	1	69100	722,-
Drip tray with grid	1	63001	772,-

Article no. Price in DKK

60002 8.670,-



Serving trolley type "ST"

Serving trolley suitable for 1 container type CE/CI from 4 to 20 ltr. max.

or 1 container type CNe 5 to 20 ltr.

Supplied with centring shoulders and drip tray round on top plate.

For approx. 160 stackable cups and saucers.

Dimensions: W=525, D=860, H=1040 (without container)

Dimensions work top: W=452, D=419

Options/accessories Max. Qty

Drawer	1	68127	977,-
Lock for drawer	1	08093	590,-
Tip-up side panel (*)	2	68009	1.510,-
Serving tray stainless steel (W=329xD=397)	10	69700	525,-
Spoon holder	1	69703	470,-
Bottle holder	1	69100	722,-

60005 9.835,-

* Please specify on which side the tip-up side panel is needed (left or right).

Article no. Price in DKK

**Serving trolley type "SK 10 VL"**

Serving trolley suitable for 1 container from 4 to 20 ltr. max.

The basic trolley is supplied with an extendable worktop.

Dimensions: W=730, D=640, H=1040 (without container)

Dimensions work top: W=588, D=568

Options/accessories	Max. Qty
Drawer large (girders included)	6
Lock on drawer (only on top drawer)	1
Pull-out tray rinsing basket (girders included)	5/6
Drip tray for rinsing basket	5/6
Inlay bottom large	1
Drip tray top	1
Bottle holder	1
Spoon holder	1
Litter bin	1
Saucer rack (approximately 30 saucers)	2
3 Centring shoulders black (synthetic)	1

60035 12.565,-

For details
see page
34 - 35**Serving trolley type "SK 15 VL"**

Serving trolley suitable for 2 containers from 4 to 20 ltr. max.

Dimensions: W=1090, D=640, H=1040 (without container)

Dimensions work top: W=944, D=568

Options/accessories	Max. Qty
Drawer large right (girders included)	6
Drawer small left (girders included)	6
Lock on drawer (only on top drawer)	2
Drawer thermos jug (girders and drip tray included)	1
Pull-out tray (girders included)	5/6
Inlay bottom large	1
Inlay bottom small	1
Pull-out tray rinsing basket (girders included)	5/6
Drip tray for rinsing basket	5/6
Drip tray top	1
Bottle holder	1
Spoon holder	1
Litter bin	1
Saucer rack (approximately 30 saucers)	2
3 Centring shoulders black (synthetic)	2

60036 13.920,-

For details
see page
34 - 35

SERVING TROLLEYS



Serving trolley type "SK 20 VL"

Serving trolley suitable for 2 containers from 4 to 20 ltr. max.

Dimensions: W=1290, D=640, H=1040 (without container)

Dimensions work top: W=1148, D=568

Options/accessories Max. Qty

Drawer large (girders included) 12

Lock on drawer (only on top drawer) 2

Pull-out tray rinsing basket (girders included) 10/12

Drip tray for rinsing basket 10/12

Inlay bottom large 2

Drip tray top 2

Bottle holder 1

Spoon holder 1

Litter bin 1

Saucer rack (approximately 30 saucers) 2

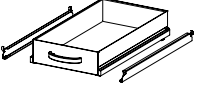
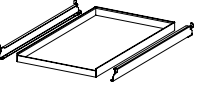

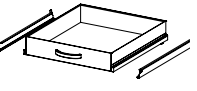

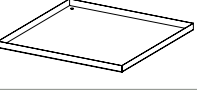

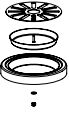
3 Centring shoulders black (synthetic) 2

Article no. Price in DKK

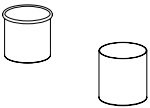
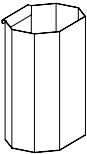
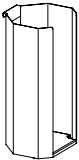
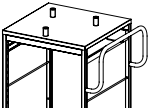
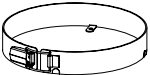

60037 15.265,-

For details
see page
34 - 35

SERVING TROLLEYS - ACCESSORIES

	Article no.	Price in DKK
Options/accessories SK 15 VL		
	Drawer small (girders included)	68447 1.558,-
	Lock on drawer (only on top drawer)	08093 594,-
	Pull-out tray (girders included)	68431 1.210,-
	Inlay bottom small	68422 686,-
Options/accessories SK 10, 15, 20 VL		
	Drawer large (girders included)	68445 1.732,-
	Lock on drawer (only on top drawer)	08093 594,-
	Pull-out tray rinsing basket (girders included)	68441 1.388,-
	Drip tray for rinsing basket	63106 928,-
	Inlay bottom large	68423 733,-
	Drip tray top	63004 528,-

SERVING TROLLEYS - ACCESSORIES

	Article no.	Price in DKK
 <p>Bottle holder</p> <p>Spoon holder</p>	69100	722,-
 <p>Litter bin</p>	68424	1.800,-
 <p>Saucer rack (approximately 30 saucers)</p>	68428	733,-
 <p>3 Centring shoulders black (synthetic) For container 4 to 40 ltr.</p>	99724	239,-
 <p>Lock ring (instead of centring shoulders) For fixing containers on serving trolleys</p> <p>CE/CI 4 - 6, CN5e</p> <p>CE/CI 8 - 10</p> <p>CE/CI 12 - 25, CN10e</p> <p>CN20e</p> <p>Thermos container 2.4 ltr.</p>	54471	816,-
	54472	816,-
	54473	816,-
	54479	816,-
	54476	816,-
 <p>Parking rails (per set for 1 serving trolley)</p>	69101	933,-

Article no. Price in DKK



Container type "CE"

Transportable stackable container. Electrically heated, without gauge glass.

Containers 4 and 6 ltrs. are supplied with a handle.

Containers of 10 and 20 ltrs. are supplied with 2 grips.

Type	Electronic connection	Contents	Dim: ØxH
CE 4	1N~230V/165W/50-60 Hz	4 ltr.	237x346
CE 6	1N~230V/165W/50-60 Hz	6 ltr.	237x405
CE 10	1N~230V/165W/50-60 Hz	10 ltr.	252x489
CE 20	1N~230V/385W/50-60 Hz	20 ltr.	307x576

50050	3.720,-
50051	3.998,-
50053	4.690,-
50056	5.775,-



Container type "CI"

Transportable stackable container for hot and cold drinks.

Insulated, without gauge glass. Containers 4 and 6 ltrs. are supplied



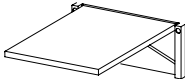
with a handle. Containers of 10 and 20 ltrs. are supplied with

2 grips. Dishwasher proof.

Type	Contents	Dim: ØxH
CI 4	4 ltr.	237x346
CI 6	6 ltr.	237x405
CI 10	10 ltr.	252x489
CI 20	20 ltr.	307x576

50038	3.355,-
50039	3.530,-
50041	4.474,-
50044	5.665,-

CE / CI - CONTAINERS ACCESSORIES

	Article no.	Price in DKK
 <p>Surcharge for tap protection for CE and CI</p>	99748	1.215,-
 <p>Surcharge for clip on lid for CE and CI</p>	99747	1.560,-
 <p>Tip-up panel for wall mounting Suitable for 1 container (without centring shoulders)</p>	60008	3.598,-



Basket filter paper (500 sheets) for CE and CI

152/457 (CE/CI 4, 6, 8 and 10 ltr.)

203/533 (CE/CI 12, 16, 20 and 25 ltr.)



Filter paper round (500 sheets) for CE and CI

Ø 260 (CE/CI 4, 6, 8 and 10 ltr.)

Ø 330 (CE/CI 12, 16, 20 and 25 ltr.)

Article no. Price in DKK

01116 671,-

01117 876,-

01008 390,-

01010 470,-

FOOD CONTAINERS



Food container type VC

Insulated food container with handle. For transport of potatoes, soup etc.
Dishwasher proof.

Type	Cont.	Dim: ØxH
VC 4	4 ltr.	238x220
VC 6	6 ltr.	238x280
VC 10	10 ltr.	252x362

Article no. Price in DKK

50046	3.495,-
50047	3.690,-
50049	4.095,-



Food container MVC

Insulated food container with 2 grips. especially designed for heavy duty use. With sprung clamp fastener. With NATO specification.

Type	Cont.	Dim: ØxH
MVC 5	5 ltr.	219x331
MVC 10	10 ltr.	292x323
MVC 15	15 ltr.	292x439

50070	6.705,-
50071	8.190,-
50072	8.775,-

All equipment on page 39 is made of CrNi 18/9 stainless steel.

BEVERAGE HEATERS

Article no. Price in DKK

Milk pack heater MPW



MPW-3

For up to 3 Tetra packs, incl. grip.

Electrical connection: 1N~230V/1100W/50-60Hz

Dimensions: W=270, D=150, H=240 (without cartons)

50084

5.233,-



MPW-6

For up to 6 Tetra packs, incl. grip.

Electrical connection: 1N~230V/2200W/50-60Hz

Dimensions: W=315, D=340, H=240 (without cartons)

50087

9.378,-

Option: extra grip for Tetra carton

34021

264,-

All equipment on page 40 is made of CrNi 18/9 stainless steel.



Beverage heater MWRn

Beverage heater (au-bain marie system - water jacket) for milk, hot chocolate, glühwein etc. With adjustable thermostat.

Type	Electrical connection	Cont.	Dim. ØxH
MWR 5n	1N~230V/3200W/50-60 Hz	5 ltr.	206x428
MWR 10n	1N~230V/3200W/50-60 Hz	10 ltr.	274x424
MWR 20n	1N~230V/3200W/50-60 Hz	20 ltr.	346x501

Article no.

Price in DKK

50110	7.280,-
50115	10.693,-
50120	13.332,-

RECOMMENDED FILTER SYSTEMS

M-line
ComBi-line

Article No. Price in DKK



Complete set: incl. mounting bracket and two stainless steel, armed pressure hoses and cartridge Purity C.....

FILTER SYSTEM BRITA PURITY C150

Capacity : 20.100 cups of 120 ml (2.408 Ltr.) at 10°kH.

FILTER SYSTEM BRITA PURITY C300

Capacity : 33.300 cups of 120 ml (4.000 Ltr.) at 10°kH.

FILTER SYSTEM BRITA PURITY C500

Capacity : 56.600 cups of 120 ml (6.800 Ltr.) at 10°kH.

FILTER SYSTEM BRITA PURITY C1100

Capacity : 95.800 cups of 120 ml (11.500 Ltr.) at 10°kH.



Combination filter activated carbon + ion-exchanging

CARTRIDGE BRITA PURITY C150

Capacity : 20.100 cups of 120 ml (2.408 Ltr.) at 10°kH.

CARTRIDGE BRITA PURITY C300

Capacity : 33.300 cups of 120 ml (4.000 Ltr.) at 10°kH.

CARTRIDGE BRITA PURITY C500

Capacity : 56600 cups of 120 ml (6.800 Ltr.) at 10°kH.

CARTRIDGE BRITA PURITY C1100

Capacity : 95.800 cups of 120 ml (11.500 Ltr.) at 10°kH.

Article No.	Price in DKK	M-line	ComBi-line
99671	Skaffevare	●	●
99672	Skaffevare	●	●
1000293	Skaffevare		●
1003067	Skaffevare		●
07982	Skaffevare	●	●
07983	Skaffevare	●	●
1000292	Skaffevare		●
1003066	Skaffevare,-		●

RECOMMENDED CLEANING PRODUCTS

M-line / Excelso
ComBi-line
Containers
Beverage heaters
Thermos jugs

Article No. Price in DKK



COFFEE FUR REMOVER

Recommended coffee fur remover.

10 sachets of 10 gram

49009

133,-

● ● ● ● ●



SCALE REMOVER

Recommended scale remover.

10 sachets of 50 gram

49007

133,-

● ● ●

RECOMMENDED FILTER PAPER



Basket filter paper 90/250

Basket filter paper for Aromatic B- and M-range
1 carton (1000 Sheets)
Unit price per 75 cartons (1 Euro pallet)



Basket filter paper 152/350 (500 sheets)

Basket filter paper for KF 6 GL, B 600 W and B 600 W Duo



Basket filter paper (500 sheets) for ComBi-line

101/317 - container CN5e/i
152/457 - container CN10e/i
203/533 - container CN20e/i
280/635 - container CN40e



Basket filter paper (500 sheets) for FC GL - Series

101/317 - container DE 5
152/457 - container DE 10
203/533 - container DE 20
280/635 - container DE 40



Filter paper round (500 sheets) for FC GL - Series

Ø 190 - container DE 5
Ø 260 - container DE 10
Ø 330 - container DE 20
Ø 440 - container DE 40

Article No. Price in DKK

01088 205,-

01097 622,-

01115 510,-

01116 671,-

01117 876,-

01131 1.550,-

01115 510,-

01116 671,-

01117 876,-

01131 1.550,-

01003 233,-

01008 390,-

01010 470,-

01011 522,-

IMPROVE YOUR COFFEE QUALITY



Basket filter paper (500 sheets) for CE and CI

152/457 (CE/CI 4, 6, 8 and 10 ltr.)

203/533 (CE/CI 12, 16, 20 and 25 ltr.)



Filter paper round (500 sheets) for CE and CI

Ø 260 (CE/CI 4, 6, 8 and 10 ltr.)

Ø 330 (CE/CI 12, 16, 20 and 25 ltr.)

Article no. Price in DKK

01116 671,-

01117 876,-

01008 390,-

01010 470,-



Balleby Jensen

BALLEBY JENSEN APS

Lundagervej 25J 8722 Hedensted

Tlf. 6441 6429 | salg@finn-balleby.dk | www.finn-balleby.dk

ANIMO

Excelso - COFFEE BREWERS

Article no. Price in DKK



Excelso

Semi-automatic coffee machine made of 18/9 stainless steel.
2 self-regulating hot plates and dry boil safety guard.
Supplied with 1 glass jug and basket filter.

Electrical connection: 1N~230V/2250W/50-60Hz.
Hour capacity: 144 cups (18 ltr.)
Dimensions: WxDxH W=190, D=370, H=580 mm

10380 2.398,-



Excelso T

Semi-automatic coffee machine made of 18/9 stainless steel with dry boil safety guard. For use with thermos jug 2,0 ltr.
Supplied with 1 thermos jug 2.0 ltr. and basket filter.

Electrical connection: 1N~230V/2100W/50-60Hz.
Hour capacity: 144 cups (18 ltr.)
Dimensions: WxDxH W=190, D=370, H=480/max 650 mm

10385 2.875,-



Excelso Tp








Semi-automatic coffee machine made of 18/9 stainless steel with dry boil safety guard. For use with thermos jug 2,1 ltr.
Supplied with basket filter. Incl. thermos jug 2.1 ltr.

Electrical connection 1N~230V/2100W/50-60Hz.
Hour capacity 144 cups (18 ltr.)
Dim. WxDxH W=190, D=370, H=582/max 760 mm

10390 3.902,-



Excelso with your own logo, prices upon request

	Article no.	Price in DKK
 <p>Glass jug Schott "ANIMO" 1.8 ltr. with filling / pouring lid 1 jug 24 jugs (1 carton)</p> <p>Filling / pouring lid</p>	08208	195,-
	08208	
	08970	40,-
 <p>Basket filter paper 90/250 1 carton (1000 Sheets) Unit price per 75 cartons (1 Euro pallet)</p>	01088	205,-
 <p>Basket filter Excelso 90/250 - black</p>	09436	225,-
 <p>Thermos jug with pump 2.1 ltr. Glass inner lining For MT100, MT200, MT100v, MT200Wp and MT200v</p>	10420	720,-
 <p>Thermos jug 2.0 ltr. Stainless steel inner lining.</p>	08420	322,-
 <p>Coffee fur remover 10 sachets of 10 gram</p>	49009	133,-
 <p>Scale remover 10 sachets of 50 gram</p>	49007	133,-

Still water - OptiCool



OptiCool

Water cooler for fresh cold and pure water. Temperature adjustable between 2 and 12 °C, easy dosing through push and hold system.

The OptiCool is equipped with a direct cooling system and water connection. Stainless steel housing (quality 18/9) with stylish user panel. Low maintenance and very user-friendly.

Dimensions WxDxH	: 226x490x580 mm
Dispensing height	: 118 mm (glass)
Hour capacity cold water	: abt. 10 liter (abt. 80 glasses of 120 ml.)
Dosing time	: abt. 2.5 sec. per glasses of 120 ml.
Time before use	: abt. 9 min.
Temperature	: 2°C - 12°C
Electrical connection	: 1N~230V / 50Cy / 225W
Water connection	: 3/4 "



OptiCool TS

Water cooler for fresh cold and pure water. Temperature adjustable between 2 and 12 °C, easy dosing through push and hold system. Suitable for glasses and jugs.

The OptiCool is equipped with a direct cooling system and water connection. Stainless steel housing (quality 18/9) with stylish user panel. Low maintenance and very user-friendly.

Dimensions WxDxH	: 226x490x580 mm
Dispensing height	: 267 mm (jug)
Hour capacity cold water	: abt. 10 liter (abt. 80 glasses of 120 ml.)
Dosing time	: abt. 2.5 sec. per glasses of 120 ml.
Time before use	: abt. 9 min.
Temperature	: 2°C - 12°C
Electrical connection	: 1N~230V / 50Cy / 225W
Water connection	: 3/4 "

Article no. Price in DKK

10445 9.925,-

10440 9.985,-

Animo Professional - Percolator

Article no.

Price in DKK



Animo Professional

The percolators are semi-automatic coffee makers, which function according to the percolator principle. The machines are made of stainless steel (18/10), executed with stainless steel heating element, insulated handles and gauge with no-drip tap.

P = manual filling

Type	Electrical connection	Content	Dim. ØxH
Professional 25P	1N~230V/1115W/50-60Hz	3,2 ltr. (25 cups)	212x385

020125001

3.605,-



Type	Electrical connection	Content	Dim. ØxH
Professional 40P	1N~230V/1115W/50-60Hz	5 ltr. (40 cups)	212x460

020107174

4.360,-



Type	Electrical connection	Content	Dim. ØxH
Professional 80P	1N~230V/1370W/50-60Hz	10 ltr. (80 cups)	250x525

020108474

6.175,-



Type	Electrical connection	Content	Dim. ØxH
Professional 110P	1N~230V/1870W/50-60Hz	15 ltr. (110 cups)	250x640

020110377

7.315,-

Animo Professional - Percolator



Filter paper round (1000 sheets) for Animo Professional

Ø 165 - Animo Professional 25P and 40P

Ø 220 - Animo Professional 80P and 110P

Article no. Price in DKK

029819029	520,-
029819034	560,-

Dimensions and weight equipment

* Adjustable in height, minimum height / maximum height, Alle dimensions in mm, weight in kg

Description	Dimensions and weight without packaging						Dimensions and weight with packaging						
	W	x	D	x	H	Ø	Machine weight	W	x	D	x	Höhe	weight
M100	205	x	380	x	460		7	280	x	600	x	530	9
M200	205	x	380	x	460		8	280	x	600	x	530	9
M102	420	x	380	x	460		13	480	x	600	x	520	17
M202	420	x	380	x	460		14	490	x	600	x	540	18
M200W	420	x	380	x	460		12	490	x	610	x	540	18
M202W	620	x	380	x	460		19	600	x	700	x	540	24
MT100	205	x	380	x	595		7	280	x	440	x	670	9
MT100 compact	205	x	380	x	575		7	280	x	440	x	670	9
MT200	205	x	380	x	585		7	280	x	440	x	670	9
MT100v	205	x	380	x	540/560*		9	280	x	440	x	670	11
MT200v	205	x	380	x	530/560*		9	280	x	440	x	670	11
MT200Wp	420	x	380	x	650		15	440	x	480	x	720	15
MT200W	420	x	380	x	650		15	450	x	490	x	930	20
MT202W	620	x	380	x	650		23	450	x	700	x	930	29
M21	205	x	200	x	75		1						
M22	205	x	380	x	75		2	220	x	450	x	110	2,5
Thermos container 2.4					385	172	3	220	x	320	x	430	3
Thermos jug buffet	650	x	350	x	155		2	370	x	660	x	180	2,5
Excelso	190	x	370	x	435		5	280	x	440	x	500	7
Excelso T	190	x	370	x	480		5	280	x	440	x	540	7
Excelso Tp	190	x	370	x	582		5	280	x	440	x	640	7
WKT 3n HA/VA	215	x	280	x	445		5	300	x	360	x	520	6
WKT 5n HA/VA	215	x	280	x	575		5	300	x	360	x	660	8
KKWn	300	x	430	x	585		7	390	x	560	x	670	14
CB 1x5 R/L	505	x	470	x	700		40	520	x	870	x	870	35
CB 1x10 R/L	590	x	470	x	790		51	520	x	1020	x	980	41
CB 1x20 R/L	645	x	500	x	895		67	520	x	1140	x	1080	82
CB 1x40 R/L	765	x	685	x	970		80	620	x	1260	x	1080	85
CB 2x5	815	x	470	x	700		45	870	x	510	x	870	45
CB 2x10	980	x	470	x	790		59	1010	x	510	x	980	56
CB 2x20	1095	x	500	x	895		79	1120	x	510	x	1070	70
CB 2x40	1240	x	685	x	970		100	1240	x	600	x	1180	100
CB 1x5W R/L	505	x	470	x	700		44	520	x	870	x	870	38
CB 1x10W R/L	590	x	470	x	790		55	520	x	1010	x	980	46
CB 1x20W R/L	645	x	500	x	895		71	520	x	1140	x	1080	84
CB 2x5W	815	x	470	x	700		49	520	x	890	x	870	50
CB 2x10W	980	x	470	x	790		63	520	x	1020	x	970	61
CB 2x20W	1095	x	500	x	895		83	520	x	1140	x	1080	75
CB 5	235	x	375	x	725		12	800	x	350	x	580	18
CB 10	235	x	375	x	820		15	910	x	360	x	580	16
CB 20	235	x	375	x	920		23	1010	x	360	x	580	26
CB 40	235	x	370	x	985		25	360	x	380	x	1110	24
CB 5W	235	x	490	x	725		16	810	x	360	x	580	18
CB 10W	235	x	490	x	820		19	910	x	360	x	580	20
CB 20W	235	x	490	x	920		27	1010	x	360	x	580	29
CN5e					406	237	5	410	x	330	x	490	7
CN10e					427	307	7	500	x	390	x	510	9
CN20e					515	355	11	500	x	450	x	590	13
CN40e					535	455	19	590	x	520	x	660	22

Description	Dimensions and weight without packaging					Dimensions and weight with packaging							
	W	x	D	x	H	Ø	Machine weight	W	x	D	x	Höhe	weight
WKI 10n					520	224	5	360	x	610	x	420	10
WKI 20n/3KW - WKI 20n/6KW					585	304	13	450	x	670	x	500	15
WKI 40n					685	383	19	850	x	510	x	560	20
WKI 60n					855	383	22	1110	x	550	x	620	24
WKI 80n					891	444	27	1120	x	550	x	610	30
WKT 10n HA/VA					506	224	5	350	x	360	x	570	7
WKT 20n HA/VA					560	304	8	430	x	430	x	620	10
WKT-D 5n HA/VA					406	237	6	340	x	410	x	490	7
WKT-D 10n HA/VA					427	307	8	400	x	500	x	520	10
WKT-D 20n HA/VA					515	355	12	450	x	500	x	600	13
SW J	455	x	660	x	860		18	1080	x	680	x	770	30
SW S	590	x	795	x	860		22	1080	x	680	x	770	35
SW C	940	x	560	x	860		27	1080	x	680	x	770	40
SW JR	455	x	620	x	1050		24	1080	x	680	x	770	45
SW ST	525	x	860	x	1050		31	1080	x	680	x	770	50
SW SK10 VL	660	x	640	x	1040		30	1080	x	680	x	770	45
SW SK15 VL	1020	x	640	x	1040		38	1080	x	680	x	770	50
SW SK20 VL	1220	x	640	x	1040		46	1080	x	680	x	770	55
CE/CI 4					346	237	5,5	350	x	350	x	430	6
CE/CI 6					405	237	6	360	x	360	x	490	7
CE/CI 10					489	252	8	360	x	360	x	570	8
CE/CI 20					576	307	11	410	x	410	x	670	12
VC 4					220	238	4	310	x	310	x	310	4
VC 6					280	238	5	310	x	310	x	370	5
VC 10					362	252	7	320	x	320	x	450	6
MVC 5					331	219	6	360	x	36	x	430	7
MVC 10					323	292	9	410	x	420	x	510	10
MVC 15					439	292	10	410	x	410	x	510	11
MPW-3	315	x	150	x	240		9	230	x	360	x	350	10
MPW-6	315	x	340	x	240		18	390	x	420	x	320	18
MWR 5n					415	200	6	350	x	350	x	480	7
MWR 10n					430	270	8	410	x	410	x	500	9
MWR 20n					535	340	12	430	x	470	x	610	13
Percostar 3					385	230	3	330	x	330	x	420	5
Percostar 6.5					480	230	3	330	x	330	x	520	6
Percostar 12					540	275	5	380	x	380	x	55	7
Percostar 15					600	275	5	380	x	380	x	610	7
Professional 25P					385	212	2	270	x	270	x	450	3
Professional 40P					460	212	2	280	x	280	x	520	3,5
Professional 80P					525	250	5	360	x	360	x	570	6
Professional 110P					640	250	6	360	x	360	x	680	7



WWW.ANIMO.EU

Animo B.V. - Export department

Dr. A.F. Philipsweg 47

9403 AD Assen

The Netherlands

Tel. : +31 (0)592 37 63 76

Fax. : +31 (0)592 34 17 51

E-mail : info@animo.nl

Internet : www.animo.eu

Hr. nr. 04016432, Meppel

Animo Autoriseret Forhandler

Balleby Jensen ApS

Lundagervej 25J

8722 Hedensted

Tlf. 6441 6429

salg@finn-balleby.dk

www.finn-balleby.dk

www.animo.dk

Follow us



ANIMO

